① Materiale for hengemast etter tegning 2–04.61.75

⑤ Materiale for dobbelutligger etter tegning 2–05.15.12–1

Utligger 2

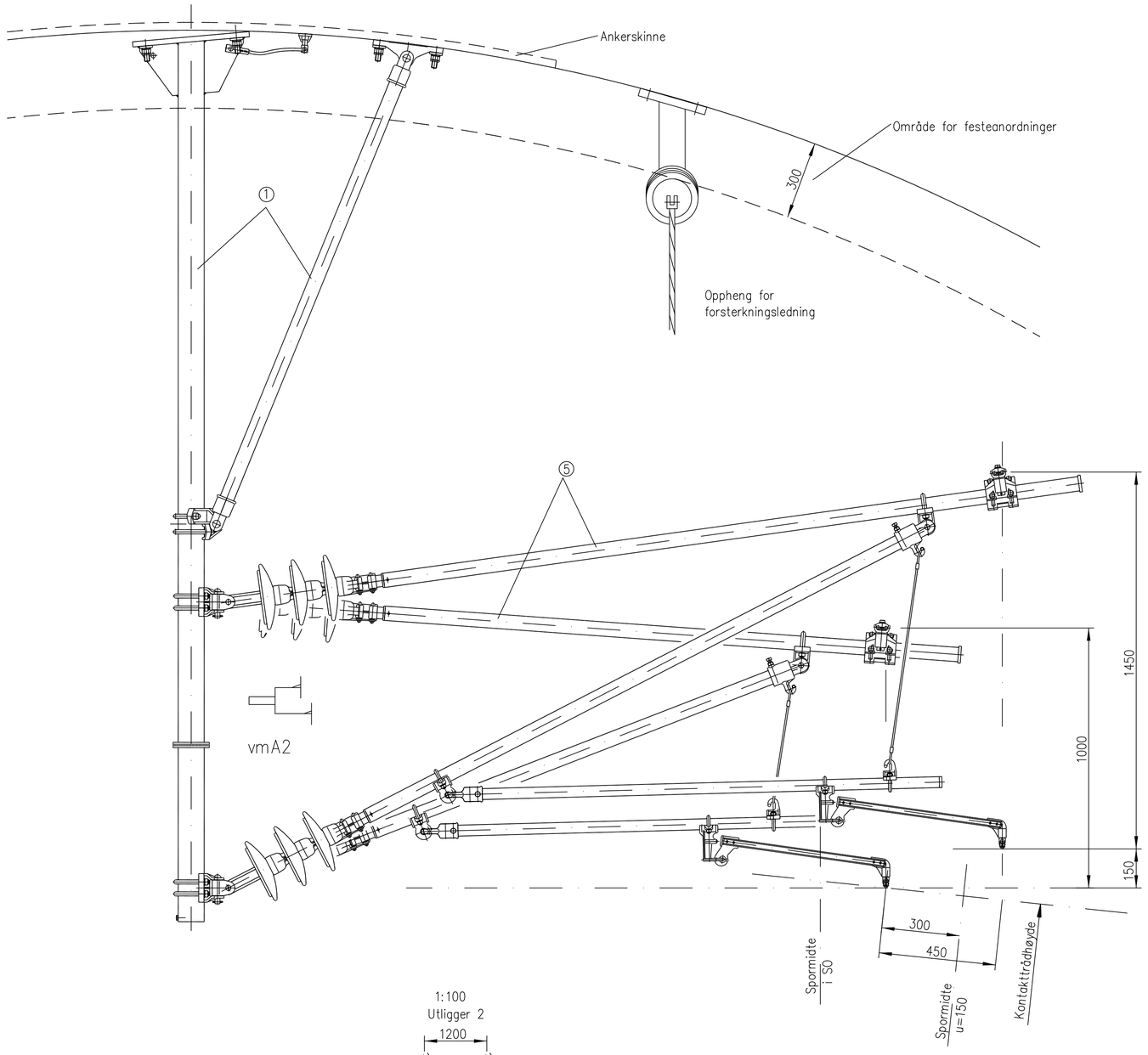

Hjelpetabell:

u mm	Avstand A m
0	2,900 ñ0,02
10	2,865 ñ0,02
20	2,829 ñ0,02
30	2,794 ñ0,02
40	2,759 ñ0,02
50	2,723 ñ0,02
60	2,688 ñ0,02
70	2,653 ñ0,02
80	2,617 ñ0,02
90	2,582 ñ0,02
100	2,547 ñ0,02
110	2,511 ñ0,02
120	2,476 ñ0,02
130	2,441 ñ0,02
140	2,405 ñ0,02
150	2,370 ñ0,02

1:100
Utligger 2

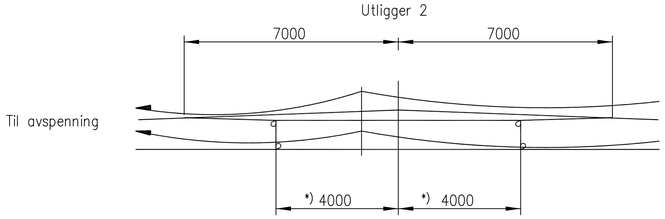

*) Konferer tegning 4–25.05.106 hhv. 4–25.05.109
Montasje av utliggerne i vekslingsfelt etter tegning 3–25.05.354

1:100
Utligger 2

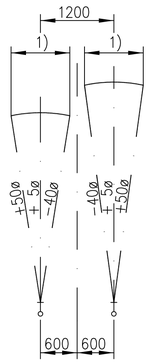

1:100
Utligger 2

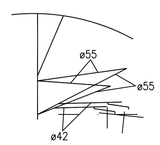

1) Se tegning 4–02.05.33

NSB Bane/Divisjonsstaben				Stykkliste:	
Godkjent			STANDARD A STANDARD B	Målestokk 1:10 1:100	System 20
				1–05.17.62–2	
			Dato 22.06.94 Konstr. Tegnet HMH	Utliggere type vmA2 i avspenningsfelt for tospors tunnel og overbygg	
			Siemens AG	E–7373	Blad Bl.
Utg.	Endring	Dato	Bearb.		

Filanvn: 051762_2